


News Item Example

04:09 This shows where in the video I explain this section

This is an example to show people how to post a news item. See [here](#) for more info and to see a video of how this post was created. And if you just want to play around and try stuff, use this [playground page](#).

Here's a video going through how this page was created:



Level 1 Headline

Level 2

Level 3

Level 4

Level 5

Level 4

Level 3

Text Formatting

- **Bold Text**

- *Italic Text*
- Underlined Text
- Monospaced Text
- ~~Strike-through Text~~
- CTRL+ALT+DEL
- Red
- Really small to Huge
- Serif or Sans-serif is that even a question?

Lists

An Ordered List:

1. First Item
2. Second Item
 1. A sub item
 2. another sub item
 1. A sub sub item
 2. second sub sub item
3. Third Item

An Unordered List

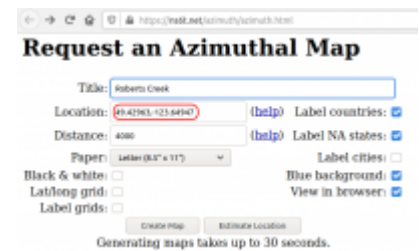
- First Item
- Second Item
- Third Item
 - A sub Item under the third
 - A sub-sub item
- A Fourth Item

Links


- [This text links to the playground](#). Internal links are green.
- [OpenStreetMap](#). External links are blue. (with name)
- <https://osm.org>. External links are blue. (without name)
- <https://osm.org> External links are blue. (without name)

Attaching Files

This is a right-aligned picture and the text is showing on the left. I'm adding a bunch of extra lines after this using \\ so that the next picture shows below instead of on the left with the text.



Here's a centred picture:



This is a downloadable PDF that's stored on this website: [This is a really simple PDF file](#)

Here's a preview of a local PDF:

This is a downloadable PDF that's stored externally: [Basic Qualification Question Bank](#)

Previews of external PDFs don't work.

For more information about PDFs, see [this page](#)

Some Cute Things



≅β

- [Patrick, VA7FI](#) 2025/07/30 17:26

Fancy Quote

This text is not visible until it is expended.



For more on the WRAP plugin, see [this page](#).

Tables

Basic Table

One	Two	Three
A	B	C

Highlighted header

One	Two	Three
A	B	C

Alignment

One	Two	Three
A	B	C

Combined Cells

One	Two	Three
A	B and C	
One	Two	Three
A	B	C
D		F

\LaTeX

As a whole line using two $\frac{\sin{x}}{n} = 6 \text{ "six" get it?}$

Or inline using only one $\frac{\sin{x}}{n} = 6$

Other Plugins

There are a lot of plugins installed on this site that are not explicitly explained on the syntax page. However, they are all listed at the end of the [syntax page](#), and each has a link where more information can be found on how to use it.