

# 2020 Field Day Log

This is a quick how-to for submitting electronic logs for the 2020 Field Day for those who don't have a logging program.

## During the Contest

Use the [Field Day Log Spreadsheet](#) to log your contacts.<sup>1)</sup> This is optional, but it'll be faster than using paper copies of the [Log Sheet](#) and [Dupe Sheet](#).

- Only enter information in the green cells.
- Information must be formatted as in the example (not case sensitive):
  - The **Band** can be a general frequency of the band or the exact frequency.<sup>2)</sup> HF frequencies are in kHz, and VHF/UHF frequencies in MHz.
  - The **Mode** can be cw, dg (digital), ph (phone), or fm.
  - The **Date** must be either 6/27 or 6/28 in UTC time. No other format will work.
  - The **Time** must be in hundreds in UTC time.
  - The **Section Code** must be exact. If an operator uses the name instead of the code (ex. "Georgia"), you can use the "Lookup" tab to find the code.
  - The **Notes** column is for your own use. It will not be copied to the log later.
  - The sections in red are here to help you and will NOT be copied in the log later.
  - The **Duplicate** column shows callsigns that have already been logged. This may or may not be

counted depending on the particular rules.



: I'm not sure if duplicate callsigns count if they are using a different band and/or mode.



## Calculating Points



Using the Scoring Tab, fill in the multiplier and bonus points using [Field Day Entry Form Help](#) link or page 4-5 of the [Field Day Packet](#).




su

## Formatting The Log

Before the log file can be submitted, the information from the spreadsheet must be converted to the proper format. To do that, use the [ARRL Field Day Cabrillo Form](#)

- Fill in your station information with the total number of points. Also type the full club name:  
“Suncoast ARC” :  

- Copy the green sections from the spreadsheet at the bottom of the next screen:  

- The next page will format all that information into the Cabrillo format. Copy the text generated into a text file and save it as CALLSIGN.CBR For example, mine would be VA7FI.CBR. This is the file that will need to be uploaded to the ARRL website.

## Uploading The Log File

- Go to the [2020 Field Day Entry](#) page and click on Go To Data Entry.
- Unfortunately, the “Band/Mode QSO Breakdown” section of the website needs to be filled in manually (copy/paste doesn't work), but the summary is calculated in the spreadsheet:  

- That section is also where you upload the CALSIGN.CBR file from before.

1)

ODS files can be edited using the free and open source program [Libre Office](#)

2)

Exact frequencies will automatically be converted to the general frequencies later