

2020 Field Day Log

This is a quick how-to for submitting electronic logs for the 2020 Field Day for those who don't have a logging program.

During the Contest

Use the [Field Day Log Spreadsheet](#) to log your contacts.¹⁾ This is optional, but it'll be faster than using paper copies of the [Log Sheet](#) and [Dupe Sheet](#).

- Only enter information in the green cells.
- Information must be formatted as in the example (not case sensitive):
 - The **Band** can be a general frequency of the band or the exact frequency.²⁾ HF frequencies are in kHz, and VHF/UHF frequencies in MHz.
 - The **Mode** can be cw, dg (digital), ph (phone), or fm.
 - The **Date** must be either 6/27 or 6/28 in UTC time. No other format will work.
 - The **Time** must be in hundreds in UTC time.
 - The **Section Code** must be exact. If an operator uses the name instead of the code (ex. "Georgia"), you can use the "Lookup" tab to find the code.
 - The **Notes** column is for your own use. It will not be copied to the log later.
 - The sections in red are here to help you and will NOT be copied in the log later.
 - The **Duplicate** column shows callsigns that have already been logged. This may or may not be

counted depending on the particular rules.



: I'm not sure if duplicate callsigns count if they are using a different band and/or mode.



Calculating Points



Using the Scoring Tab, fill in the multiplier and bonus points using [Field Day Entry Form Help](#) link or page 4-5 of the [Field Day Packet](#).




su

Formatting The Log

Before the log file can be submitted, the information from the spreadsheet must be converted to the proper format. To do that, use the [ARRL Field Day Cabrillo Form](#)

- Fill in your station information with the total number of points. Also type the full club name:
“Sun Coast Amateur Radio Club Society” :

- Copy the green sections from the spreadsheet at the bottom of the next screen:

- The next page will format all that information into the Cabrillo format. Copy the text generated into a text file and save it as CALLSIGN.CBR For example, mine would be VA7FI.CBR. This is the file that will need to be uploaded to the ARRL website.

Uploading The Log File

- Go to the [2020 Field Day Entry](#) page and click on Go To Data Entry.
- Unfortunately, the “Band/Mode QSO Breakdown” section of the website needs to be filled in manually (copy/paste doesn't work), but the summary is calculated in the spreadsheet:

- That section is also where you upload the CALSIGN.CBR file from before.

1)

ODS files can be edited using the free and open source program [Libre Office](#)

2)

Exact frequencies will automatically be converted to the general frequencies later