

<box orange |**Under Construction**> VE7HZF is editing this section, please do not edit it until this notice is taken down. </box>

Polarization

How To Make A Radio Wave

Back on the [Intro Page](#), we were introduced to the idea of frequency and saw that

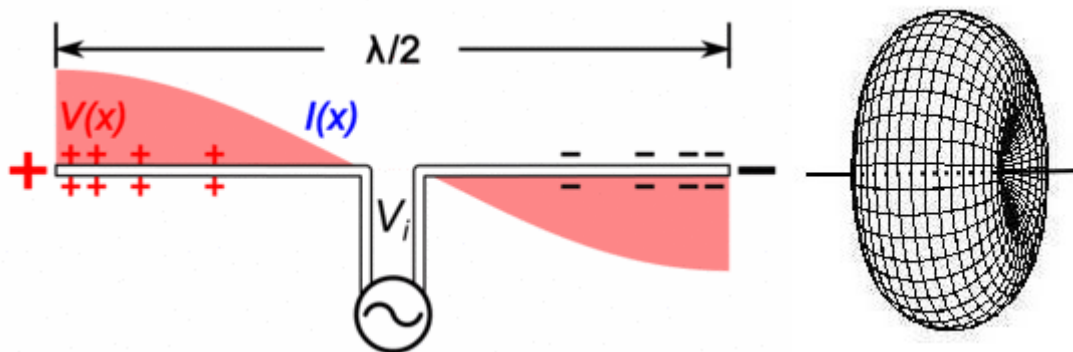
A Hertz (Hz) is a measure of how fast something vibrates [...]

Just seeing “Hz” doesn't tell you anything about what it is that's oscillating in the same way that seeing “°C” doesn't tell you anything about what it is that has temperature. “Hz” is a unit of measure, not a thing itself.

Without going into too much detail (yet), radio waves are created by oscillating electric currents. How many times this current oscillates per second is called the frequency, which is measured in Hz (or kHz, MHz, GHz).

It's now time to add a few more details. Here is a basic recipe for making a radio wave:

1. Get a length of conducting wire and lay it in a straight line.
2. Cut it in half right in the middle and bend both ends at right angle.
3. Connect the two middle ends to each side of an alternating current generator.

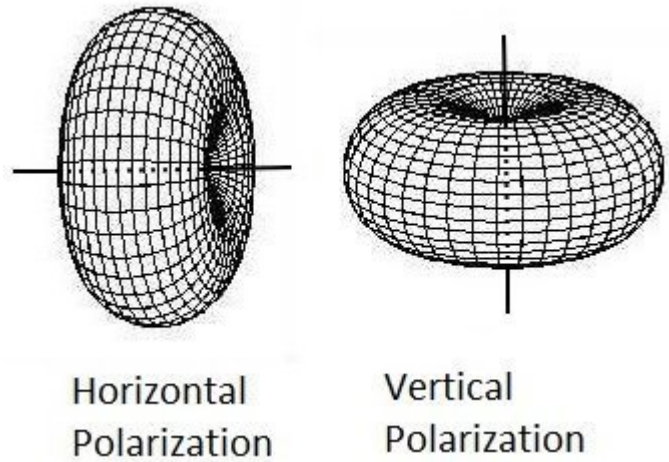


Voila! Assuming that the length of the antenna (the two pieces of wires) match the frequency of the current generator, and that the antenna is high enough above the ground, you've created a radio wave.¹⁾

So what happens is that as electrons move up and down the length of the wires, they create a varying electric and magnetic fields that couple together according to [Maxwell's Equations](#) and propagate outward in a doughnut shape.²⁾

Horizontal vs Vertical Polarization

Here's the critical part though: In the same way that an alternating current through an antenna creates a radio wave, a radio wave hitting an antenna induces an alternating current through it **if the radio wave hitting the antenna is in the same "direction" as the antenna.**



This "direction" is called polarization.

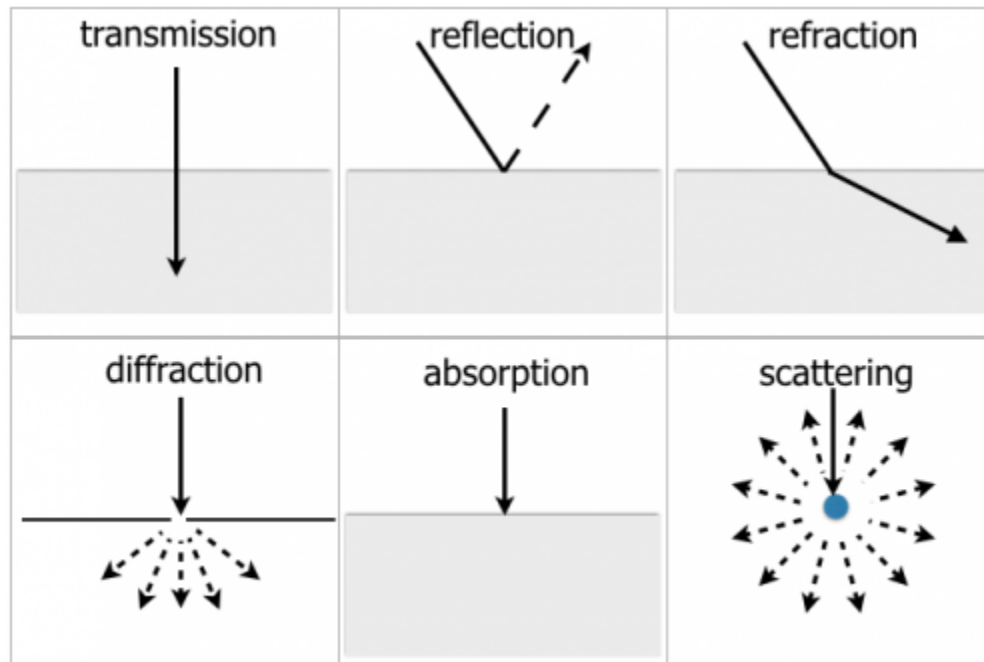
Effect on Communication

In practice, polarization is more important for VHF and UHF communication because signals go directly from the transmitting station to the receiving one.

For skywave HF communications, the ionosphere can change the polarization of the signal from moment to moment as the radio wave refracts, reflects, or goes through magnetic fields. As such polarization of the antennas on HF frequency doesn't matter much.

Scattering

A few pages back, we saw that radio waves can reflect, refract, and be absorbed by the ionosphere. Now we'll discuss how they can also be scattered.



Scattering occurs when an EM wave hits multiple “particles” that in turn re-radiate the wave in all direction. An example is

Troposphere

On the previous page, we discussed how the Ionosphere (the region of our atmosphere between 50km and 400km altitude) can, reflect and refract radio waves, let them pass straight through, or absorbed them completely mostly due to the sun's ionization of the gas in these layers.

Here we discuss how the 🌐 [troposphere](#) (the lowest region of our atmosphere below 20km altitude) can also affect radio waves.

Next

- Tropospheric bending on 2m
- Ducting
- Sporadic E
- Auroral propagation
- Scatter
- Meteor Scatter

See 🌐 [Radio_propagation](#)

Questions:

- B-007-007-002 → B-007-008-011

Questions

- B-007-004-007
- B-007-004-010



¹⁾

GIF from  [Wikipedia Dipole Antenna](#)

²⁾

Picture modified from  [Wikipedia Dipole Antenna](#)