

Welcome to the Club!

Club Info

The first place to start is definitely our [Club Info](#) page. There you'll find information about our repeaters, coffee meetings, and executive should you have any questions.

Nets

Our regular Tuesday [Nets](#) are a good place to chat with other members and test your equipment and your range. We recommend you program our repeater frequencies with a Tone Squelch since [W7AVM](#) on Whidbey Island in Washington State uses the same frequency as VE7RXZ. You should also program the two simplex frequencies we use on the evening net: 146.565 MHz and 446.100 MHz.

Club Events

Our calendar of events (on the right hand side of the page) contains all of the club events as well as some other events that might be of interest to our members. Clicking on an event (in green) will expand it and show more details.

On mobile devices, the **Sidebar** (which contains the calendar and other links) is condensed into one tab. Clicking on this tab will reveal its content.



If you'd like to add an item to our calendar, just email [Patrick](#) and he'll do it for you.

Inventory





If you need ham equipment, have a look at our [Inventory](#) page. We might have what you're looking for. Alternatively, if you have something you'd like to offer to others, you can put it there, or add it to the [Swap](#) page.

Website Access

Once you've paid your dues, Stephen will add your information to the [Member Contact Info](#) page, and Patrick will email you your user ID to log into the site. This will allow you to access the [Members' section](#), which contains contact information, meeting minutes, and other links.

You'll also be able to help edit and grow the site if you feel comfortable doing so.

- **First**, have a look at the [Syntax How-To](#) page to see what the editing process looks like.

-  If you want to add/edit a section to an existing page, go ahead. 
- If you want to add a brand new page or make bigger edits, check with [Patrick](#) first so we can plan it together. 
- You can also add a **News Feed** item to our front page by clicking on the link in the Sidebar. Have a look at our current News Feed to see what type of posts are there. Anything ham related or of interest to our club can be posted there. The more from different people the better!
-  All the changes made are tracked and archived by the wiki so don't be too worry about breaking something. If this happens, just let [Patrick](#) know and he'll be able to **reverse the changes** easily. You can also try to reverse the changes yourself if you want; it's not too hard.

Sync.com

We have a shared folder on Sync.com that allows members to access shared files.

- To create an account, use this [referral link](#), which will give both the club and you an extra 1GB of storage.
- Once your account is created, send [Patrick](#) an email to let him know and he'll share the club's folder with you. Also let him know which email address you've used for the Sync.com registration if it's different than the one you usually use.
- We also encourage you to [download and install](#) the computer program and the phone app. They make sharing files with the rest of the members really easy.

Once you have access to the Club's shared drive, keep this very important thing in mind: <box red 90%

|Important> Any edit or deletion you make will propagate to everyone's copy. Even moving a file out of the shared folder into a local folder will delete it from everyone else's shared folder. </box>

How-To

Finally, have a look at the ever expanding [How-To](#) section and feel free to add any new topic that is mildly ham related. We have a lot of collective knowledge and the more we share it, the better it is for everyone.

Since this can potentially be a big section, all new pages in this section should be within the How-To namespace. To do this, simply add /howto/ before the new page name. For example, the link to this page is /howto/newmembers.