

# RAC Contests Log

This year was my first time participating in the RAC Canada Day contest on my own. It was a lot of fun and also very instructive. Here are a few things I learned.

First, everything you need to know about the RAC contests (Canada Day or the Winter Day) is located on [RAC website](#).

## Logs

At the end of the contest, logs must be submitted to RAC. They will accept paper logs for submissions with less than 100 entries, but they really prefer electronic logs, which must be formatted as Cabrillo.

A Cabrillo file is really just plain text file formatted in a very specific way. For more information, see:

- This [RAC pdf](#)
- The [WWROF website](#)

For example, here's a copy of my Cabrillo file (with only a few entries as example):

```
START-OF-LOG: 3.0
CREATED-BY: RAC_Contests.ods v2020.07.04 by VA7FI
CALLSIGN: VA7FI
LOCATION: BC
CONTEST: RAC CANADA DAY
CATEGORY-OPERATOR: SINGLE-OP
CATEGORY-BAND: ALL
CATEGORY-MODE: SSB
CATEGORY-POWER: LOW
CATEGORY-TRANSMITTER: UNLIMITED
CLAIMED-SCORE: 11564
CLUB: Sun Coast Amateur Radio Club Society
NAME: Patrick Truchon
ADDRESS: REDACTED
ADDRESS-CITY: Roberts Creek
ADDRESS-STATE-PROVINCE: British Columbia
ADDRESS-POSTALCODE: V0N 2W1
ADDRESS-COUNTRY: Canada
EMAIL: va7fi@rbox.me
OPERATORS: @VA7FI
SOAPBOX: First Canada Day contest on my own. Lots of fun!
QS0: 14186 PH 2020-07-01 0008 VA7FI          59 BC      VE3PJ          59 ON
QS0: 14198 PH 2020-07-01 0012 VA7FI          59 BC      WB0TEV         59 14
QS0:146520 PH 2020-07-01 0112 VA7FI          59 BC      VE7DX          59 BC
QS0: 14211 PH 2020-07-01 0139 VA7FI          59 BC      N800           59 201
QS0: 14152 PH 2020-07-01 0148 VA7FI          59 BC      VE2CJR         59 QC
QS0: 14165 PH 2020-07-01 0159 VA7FI          59 BC      VE6RAC         59 AB
```

**END-OF-LOG:**



The first 21 lines give RAC all the information they need about the operator. The other lines show the contacts made, ending with an END-OF-LOG tag.


RAC does NOT want this emailed to them in the body of the email. Instead, this should be saved in a plain text file named (in my case): VA7FI.LOG and attached to the email.

Regular testers use logging programs which can generate these files while providing many bells and whistles during the contest to facilitate the logging process. Many people have recommended [N1MM](#). RAC also has its own [Contest Software](#).

But since I'm not a regular tester and I didn't have time to familiarize myself with a logging program that would run under GNU/Linux, I simply used a spreadsheet to log my entries and tweaked it as the day went on to add my points and check for duplicate stations. A few days after the contest was over, I added some code to the spreadsheet to export the Cabrillo file the way RAC needs it.

Here are a few introductory videos I made to explain how to use the spreadsheet:





This spreadsheet should also work with the RAC Winter Contest. Here is the link to

Download it

.

I've licensed it under a Creative Commons [By-Sa](#) so you are free to:

- Run the scripts for any purpose.
- Study and modify the scripts.
- Copy the scripts to help others.
- Improve the scripts, and release the improvements to the public, so that the whole community benefits.

Provided that you:

- Attribute the work to me by linking to <<https://ptruchon.pagekite.me>>
- Distribute any derivative work under the same license.

Here's a copy of the code that generates the Cabrillo file:

```
<hidden>
REM ***** BASIC *****

sub cabrillo
'Get directory path from spreadsheet location. This will be used to create
./MyCallsign.log
  Dim path as String
  GlobalScope.BasicLibraries.loadLibrary("Tools")
  path = Tools.Strings.DirectoryNameoutofPath(ThisComponent.url, "/" ) & "/"
'Define document and sheets
  dim Doc as object
  Doc = ThisComponent
  Sheet1 = Doc.Sheets.getByName("Log")
  Sheet2 = Doc.Sheets.getByName("Preamble")
```

```

'Note that for getCellByPosition(x,y): (0,0) = A1, (1,0) = B1, (0,1) = A2, ...

'Create Cabrillo file named "MyCallsign.log"
    MyCallsign = Sheet2.getCellByPosition(1, 2).String      'Operator's callsign
    filename = path & MyCallsign & ".log"

'Open MyCallsign.log and get ready to write to it
    num = FreeFile()
    open filename for output as #num

'Read "Preamble" sheet and create preamble of Cabrillo File
    for i = 0 to 18      ' read first 19 rows as is.
        print #num, Sheet2.getCellByPosition(0, i).String & " " &
Sheet2.getCellByPosition(1, i).String
    next
    ' Row 20 needs "@" before the callsign
    print #num, Sheet2.getCellByPosition(0, 19).String & " @" &
Sheet2.getCellByPosition(1, 19).String
    Soapbox = Sheet2.getCellByPosition(1, 20).String
    if Len(Soapbox) > 70 then
        truncated = "y"
        Soapbox = Left(Soapbox, 70)
        MsgBox("SOAPBOX message can have at most 70 characters. It was truncated to:"
& Chr(10) & Chr(10) & "'" & Soapbox & "'", 48)
    endif
    print #num, Sheet2.getCellByPosition(0, 20).String & " " & Soapbox

'Formatting Example. Comment out once finished
'    print #num,
"000000000011111111122222222223333333333444444444555555555666666666677777777778"
'    print #num,
"1234567890123456789012345678901234567890123456789012345678901234567890"
'    print #num, "QS0: 1825 CW 2003-07-01 1044 VA1ABC          599 ON          VE4EAR
599 MB"
'    print #num, "QS0: 3510 CW 2003-07-01 1044 VA1AB          599 ON          K4BAI
599 103"
'    print #num, "QS0: 7155 PH 2003-07-01 1044 VE3KZ          599 ON          K5MM
599 005"
'    print #num, "QS0: 14205 PH 2003-07-01 1044 VE3KZ          599 ON          K4LTA
599 10"
'    print #num, "QS0: 21350 CW 2003-07-01 1044 VE3KZ          599 ON          K1EA
599 55"
'    print #num, "QS0: 28375 PH 2003-07-01 1050 VE3KZ          59 ON          VE5SF
59 SK"
'    print #num, "QS0: 50125 PH 2003-07-01 1055 VE3KZ          59 ON          VE3EJ
59 ON"
'    print #num, "QS0:146520 PH 2003-07-01 1055 VE3KZ          59 ON          VE3CZ
59 ON"

    MyCallsign = MyCallsign & space(14 - Len(MyCallsign))      'pad MyCallsign to make
it 14 characters long.

```

```

MyProvince = Sheet2.getCellByPosition(1, 3).String
MyProvince = MyProvince & space(7 - Len(MyProvince))
characters

ContestDate = Sheet2.getCellByPosition(1, 21).String

'read "Log" Sheet starting at third row.
i = 2
third row is i = 2
UTC = "anything"
condition for knowing when to stop loop
while UTC <> ""
is not empty, process each row
    Freq = Sheet1.getCellByPosition(0, i).String
= 0)
    Freq = Format(Freq, "0")
integer
    Freq = space(6 - Len(Freq)) & Freq
digits

    UTC = Sheet1.getCellByPosition(1, i).String
1). Also used to stop loop.

    Callsign = Sheet1.getCellByPosition(2, i).String
2)
    Callsign = Callsign & space(13 - Len(Callsign))
characters

    RST = Sheet1.getCellByPosition(3, i).String
in column D (x = 3)
    RST = space(3 - Len(RST)) & RST

    Exch = Sheet1.getCellByPosition(4, i).String
column E (x = 4)

    RSTGiven = Sheet1.getCellByPosition(5, i).String
column D (x = 3)
    RSTGiven = space(3 - Len(RSTGiven)) & RSTGiven
digits

    Mode = Sheet1.getCellByPosition(6, i).String

'create line to print from "Log" sheet variables. The output should be
something like this:
'QS0: 1825 CW 2003-07-01 1044 VA1AB          599 ON      VE4EAR          599 MB
'QS0: 14165 PH 2003-07-01 1044 VA1ABC        59 ON      K7AB             59 MB
'QS0:146520 PH 2003-07-01 1044 VA1ABC        59 ON      VE4EA             59 MB

logline = "QS0:"
logline = logline & Freq & " "
logline = logline & Mode & " "
logline = logline & ContestDate & " "

```

```

        logline = logline & UTC & " "
        logline = logline & MyCallsign
        logline = logline & RSTGiven & " "
        logline = logline & MyProvince & " "
        logline = logline & Callsign & " "
        logline = logline & RST & " "
        logline = logline & Exch

        print #num, logline                                'print logline to text
file

        i = i + 1                                          'Next row
        UTC = Sheet1.getCellByPosition(1, i).String        'Look ahead to next
time entry to see if it's empty or not.

'        MsgBox(MyCallsign)
wend

        print #num, "END-OF-LOG:"

        close #num

        msgbox ("Cabrillo log file has been created here:  " & Chr(10) & Chr(10) &
filename)

end sub

sub License

' This spreadsheet and its script by Patrick Truchon <https://ptruchon.pagekite.me>
' is licensed under a Creative Commons Attribution-Share Alike 4.0
' Unported License.  <https://creativecommons.org/licenses/by-sa/4.0>.
'
' You are free to:
' * Run the scripts for any purpose.
' * Study and modify the scripts.
' * Copy the scripts to help others.
' * Improve the scripts, and release the improvements to the public, so that
'   the whole community benefits.
'
' Provided that you:
' * Attribute the work to me by linking to
'   <https://ptruchon.pagekite.me>
' * Distribute any derivative work under the same license.

end sub

```

&lt;/hidden&gt;