

RAC Contests Log



I just updated the spreadsheet from Cabrillo V3.0 to [Cabrillo V3.2](#) so it should be ready for the RAC Winter Contest on Dec 18-19. - [Patrick, VA7FI](#) 2020/11/24 22:41

Last summer was my first time participating in the RAC Canada Day contest on my own. It was a lot of fun and also very instructive. Here are a few things I learned.

First, everything you need to know about the RAC Canada Day or Winter Day contest is located on the [RAC website](#), but it can be a bit overwhelming to digest for first-time testers, so here's an overview.

Logs

During the contest, the following information must be logged for each station:

- Frequency in kHz (for example, 14.125 MHz should be entered as 14125)
- Mode (CW or PH)
- Date and Time in UTC (for example 2020-07-01 and 0135)
- Callsign
- Signal Report (for example 59 on phone or 599 on CW)
- Exchange (Two letter province code for Canadian Stations, or the serial number for other stations).

At the end of the contest, logs must be submitted to RAC. They will accept paper logs for submissions with less than 100 entries, but they really prefer electronic logs, which must be submitted in the *Cabrillo* format.

A Cabrillo file is really just plain text file formatted in a very specific way. For example, here's a copy of my Cabrillo file from last summer (with only a few entries as example):

```
START-OF-LOG: 3.0
CREATED-BY: RAC_Contests.ods v2020.07.04 by VA7FI
CALLSIGN: VA7FI
LOCATION: BC
CONTEST: RAC CANADA DAY
CATEGORY-OPERATOR: SINGLE-OP
CATEGORY-BAND: ALL
CATEGORY-MODE: SSB
CATEGORY-POWER: LOW
CATEGORY-TRANSMITTER: UNLIMITED
CLAIMED-SCORE: 11564
CLUB: Sun Coast Amateur Radio Club Society
NAME: Patrick Truchon
ADDRESS: REDACTED
ADDRESS-CITY: Roberts Creek
ADDRESS-STATE-PROVINCE: British Columbia
ADDRESS-POSTALCODE: V0N 2W1
```

ADDRESS-COUNTRY: Canada

EMAIL: va7fi@rbox.me

OPERATORS: @VA7FI

SOAPBOX: First Canada Day contest on my own. Lots of fun!

QS0: 14186 PH 2020-07-01 0008 VA7FI	59 BC	VE3PJ	59 ON
QS0: 14198 PH 2020-07-01 0012 VA7FI	59 BC	WB0TEV	59 14
QS0:146520 PH 2020-07-01 0112 VA7FI	59 BC	VE7DX	59 BC
QS0: 14211 PH 2020-07-01 0139 VA7FI	59 BC	N800	59 201
QS0: 14152 PH 2020-07-01 0148 VA7FI	59 BC	VE2CJR	59 QC
QS0: 14165 PH 2020-07-01 0159 VA7FI	59 BC	VE6RAC	59 AB

END-OF-LOG:

The first 21 lines give RAC all the information they need about the operator. The other lines show the contacts made, ending with an END-OF-LOG tag. For more information about the Cabrillo format, see this [RAC pdf](#), or the [WWROF website](#).

RAC does NOT want this information emailed to them in the body of the email. Instead, this should be saved in as plain text file named (in my case): VA7FI.LOG and attached to the email.


Regular testers use logging programs which can generate these files while providing features that facilitate the logging process during the contest. Many people have recommended [N1MM](#) as being the best one. RAC also has its own Microsoft Windows [contest program](#) for its own contests.

But since I'm not a regular tester and I didn't have time to familiarize myself with a logging program that would run under GNU/Linux, I simply used a spreadsheet to log my entries and tweaked it as the day went on to add my points and check for duplicate stations. A few days after the contest was over, I cleaned up the spreadsheet and added some code to export the Cabrillo file the way RAC needs it.


	A	B	C	D	E	F	G	H	I	J	K	L
1	# of Contacts:	94	Total Score:	11564	Multiplier:	14		Warnings:	none			
2	Freq [kHz]	Time	Callsign	RST	Exch	RST Given	Mode	# Bands	Band	Dupe time	Points	Multiplied Points
3	14185.5	0008	VE3PJ	59	ON	59	PH	1	20m		10	140
4	14198.25	0012	WB0TEV	59	14	59	PH	2	20m		2	28
5	14133.5	0013	VE5CPU	59	SK	59	PH	1	20m		10	140
6	14154.25	0016	VE7DX	59	BC	59	PH	2	20m		10	140
7	14153.25	0028	VE5FX	59	SK	59	PH	1	20m		10	140
8	14161	0030	VE3WG	59	ON	59	PH	1	20m		10	140
9	14191	0040	VA2CZ	59	QC	59	PH	1	20m		10	140
10	14195	0043	PY5QW	59	4	59	PH	1	20m		2	28

Here are a few introductory videos I made to explain how to use the spreadsheet, which should also work with the RAC Winter Contest in December.


- The first video shows where to download [LibreOffice](#), and how to set the Security settings to allow LibreOffice to run macros: Tools → Options... → LibreOffice → Security → Macro Security → Medium



- The second video shows how to use the spreadsheet during the contest, and how to export the Cabrillo file after.



- The third video shows a bit of the hidden formulas and the script that generates the Cabrillo file. It's like looking under the hood of the car: it's not needed to drive it, and it doesn't really explain how to build a car either. But some might find it interesting.



[Here is the link to](#)

download it

. It is:

Licensed under Creative Commons [By-Sa](#) so you are free to:

- Run it for any purpose.
- Study and modify it.
- Copy it to help others.
- Improve it, and release the improvements to the public, so that the whole community benefits.

Provided that you:

- Attribute the work to me by linking to <https://scarcs.ca/howto/racontests>
- Distribute any derivative work under the same license.

Here's a copy of the code that generates the Cabrillo file:

```
REM ***** BASIC *****

sub cabrillo
'Get directory path from spreadsheet location. This will be used to create
./MyCallsign.log
Dim path as String
GlobalScope.BasicLibraries.loadLibrary("Tools")
path = Tools.Strings.DirectoryNameoutofPath(ThisComponent.url, "/" ) & "/"

'Define document and sheets
dim Doc as object
Doc = ThisComponent
Sheet1 = Doc.Sheets.getByName("Log")
Sheet2 = Doc.Sheets.getByName("Preamble")

'Note that for getCellByPosition(x,y): (0,0) = A1, (1,0) = B1, (0,1) = A2, ...

'Create Cabrillo file named "MyCallsign.log"
MyCallsign = Sheet2.getCellByPosition(1, 2).String 'Operator's callsign
filename = path & MyCallsign & ".log"

'Open MyCallsign.log and get ready to write to it
num = FreeFile()
open filename for output as #num

'Read "Preamble" sheet and create preamble of Cabrillo File
for i = 0 to 19 ' read first 20 rows as is.
    print #num, Sheet2.getCellByPosition(0, i).String & " " &
Sheet2.getCellByPosition(1, i).String
next
' Row 21 needs "@" before the callsign
print #num, Sheet2.getCellByPosition(0, 20).String & " @" &
Sheet2.getCellByPosition(1, 20).String

Soapbox = Sheet2.getCellByPosition(1, 21).String
if Len(Soapbox) > 70 then
    truncated = "y"
    Soapbox = Left(Soapbox, 70)
    MsgBox("SOAPBOX message can have at most 70 characters. It was truncated to:" &
Chr(10) & Chr(10) & "'" & Soapbox & "'", 48)
endif
```

```
print #num, Sheet2.getCellByPosition(0, 21).String & " " & Soapbox
```

```
'Formatting Example. Comment out once finished
```

```
'    print #num,
"0000000001111111112222222223333333334444444445555555556666666667777777778"
'    print #num,
"1234567890123456789012345678901234567890123456789012345678901234567890"
'    print #num, "QSO:  1825 CW 2003-07-01 1044 VA1ABC           599 ON           VE4EAR
599 MB"
'    print #num, "QSO:  3510 CW 2003-07-01 1044 VA1AB           599 ON           K4BAI
599 103"
'    print #num, "QSO:  7155 PH 2003-07-01 1044 VE3KZ           599 ON           K5MM
599 005"
'    print #num, "QSO: 14205 PH 2003-07-01 1044 VE3KZ           599 ON           K4LTA
599 10"
'    print #num, "QSO: 21350 CW 2003-07-01 1044 VE3KZ           599 ON           K1EA
599 55"
'    print #num, "QSO: 28375 PH 2003-07-01 1050 VE3KZ           59  ON           VE5SF
59 SK"
'    print #num, "QSO: 50125 PH 2003-07-01 1055 VE3KZ           59  ON           VE3EJ
59 ON"
'    print #num, "QSO:146520 PH 2003-07-01 1055 VE3KZ           59  ON           VE3CZ
59 ON"
```

```
MyCallsign = MyCallsign & space(14 - Len(MyCallsign)) 'pad MyCallsign to make it
14 characters long.
```

```
MyProvince = Sheet2.getCellByPosition(1, 3).String 'my province
MyProvince = MyProvince & space(7 - Len(MyProvince)) 'pad MyProvince to 7
characters
```

```
ContestDate = Sheet2.getCellByPosition(1, 22).String 'contest date
```

```
'read "Log" Sheet starting at third row.
```

```
    i = 2 'first row is i = 0 so
third row is i = 2
    UTC = "anything" 'initial non-empty
condition for knowing when to stop loop
    while UTC <> "" 'while the time entry is
not empty, process each row
        Freq = Sheet1.getCellByPosition(0, i).String 'frequency in column A (x =
0)
        Freq = Format(Freq, "0") 'round to the nearest
integer
        Freq = space(6 - Len(Freq)) & Freq 'pad frequency to 6 digits

        UTC = Sheet1.getCellByPosition(1, i).String 'time in column B (x = 1).
Also used to stop loop.

        Callsign = Sheet1.getCellByPosition(2, i).String 'callsign in column C (x =
```

```

2)      Callsign = Callsign & space(13 - Len(Callsign))      'pad Callsign to 13
characters

      RST = Sheet1.getCellByPosition(3, i).String      'received Signal Report in
column D (x = 3)
      RST = space(3 - Len(RST)) & RST      'pad RST to 3 digits

      Exch = Sheet1.getCellByPosition(4, i).String      'received Exchange in
column E (x = 4)

      RSTGiven = Sheet1.getCellByPosition(5, i).String      'received Signal Report in
column D (x = 3)
      RSTGiven = space(3 - Len(RSTGiven)) & RSTGiven      'pad RSTGiven to 3 digits

      Mode = Sheet1.getCellByPosition(6, i).String

      'create line to print from "Log" sheet variables. The output should be
something like this:
      'QS0: 1825 CW 2003-07-01 1044 VA1AB      599 ON      VE4EAR      599 MB
      'QS0: 14165 PH 2003-07-01 1044 VA1ABC      59 ON      K7AB      59 MB
      'QS0:146520 PH 2003-07-01 1044 VA1ABC      59 ON      VE4EA      59 MB

      logline = "QS0:"
      logline = logline & Freq & " "
      logline = logline & Mode & " "
      logline = logline & ContestDate & " "
      logline = logline & UTC & " "
      logline = logline & MyCallsign
      logline = logline & RSTGiven & " "
      logline = logline & MyProvince & " "
      logline = logline & Callsign & " "
      logline = logline & RST & " "
      logline = logline & Exch

      print #num, logline      'print logline to text file

      i = i + 1      'Next row
      UTC = Sheet1.getCellByPosition(1, i).String      'Look ahead to next time
entry to see if it's empty or not.

'      MsgBox(MyCallsign)
wend

print #num, "END-OF-LOG:"

close #num

msgbox ("Cabrillo log file has been created here: " & Chr(10) & Chr(10) &
filename)

```

end sub

sub License

```
' This spreadsheet and its script by Patrick Truchon <va7fi@rbox.me> is licensed under
a
' Creative Commons Creative Commons Attribution-Share Alike 4.0 Unported License.
' <https://creativecommons.org/licenses/by-sa/4.0>.
'
' You are free to:
'   * Run them for any purpose.
'   * Study and modify them.
'   * Copy them to help others.
'   * Improve them, and release the improvements to the public, so that
'     the whole community benefits.
'
' Provided that you:
'   * Attribute the work to me by linking to <https://scarcs.ca/howto/raccontests>
'   * Distribute any derivative work under the same license.
```

end sub

7300 Recorded Voice TX

The other thing I learned during the contest is how to record a short message on my IC-7300 and play it back on the air so I could save my voice a bit. The details are on [Section 7 of the IC-7300 full manual](#):

I ended up recording three messages:

1. "CQ Canada Day Contest, this is VA7FI" (in phonetics)
2. "VA7FI" (in phonetics)
3. "Thank you, you are 59, BC"

To call CQ, I used the first message on a 7 second repeat loop. If someone answered, I could either press the button again to stop the loop, or use the PTT to jump in and acknowledge the station.

I used the second message to answer CQ calls during pile ups. All I'd have to do is press the button and hope I'd get an answer. This was great in the early morning when Justine was still in sleeping. With my headphones on, the whole thing was virtually silent.

I used the third message to give my exchange once I received the other station's exchange.

I still had to use the mic a bit depending on the situation, but these pre-recorded messages took care of a lot of the grunt work.

Last Thoughts

I didn't expect to enjoy contesting as much as I did. In fact, I found it strangely addictive. I think I'd be ok with participating to two or three contests a year, but I would never have the time to spend an entire day on the radio every weekend. Never-the-less, I'm looking forward to the next one.